

Statement showing Shareholding Pattern

Name of the Company : ALFA ICA INDIA LIMITED.

Scrip Code, Name of the scrip, class of security:

Quarter Ended 30-Jun-2014

/EQUITY

Partly paid-up shares:-	No. of partly paid-up shares	As a % of total no. of partly paid-up shares	As a % of total no. of shares of the company
Held by promoter/promoter group	NA	NA	NA
Held by public	NA	NA	NA
Total	NA	NA	NA
Outstanding convertible Securities:-	No. of outstanding securities	As a % of total no. of outstanding convertible securities	As a % of total no. of shares of the company, assuming full conversion of the convertible securities
Held by promoter/promoter group	NA	NA	NA
Held by public	NA	NA	NA
Total	NA	NA	NA
Warrants:-	No. of warrants	As a % of total no. of warrants	As a % of total no. of shares of the company, assuming full conversion of warrants
Held by promoter/promoter group	0	0	.0000
Held by public	0	0	.0000
Total	0	0	.0000
Total paid-up capital of the company, assuming full conversion of warrants and convertible securities	4040000		

For, Alfa Ica (India) Ltd.

✕

Director/Authorised Signatory

(1) (a) Statement Showing Shareholding Pattern  
Name Of The Company : ALFA ICA INDIA LIMITED.

Quarter Ended 30-Jun-2014

Category Code	Category of Shareholders	Number of shareholders	Total no. of Shares	No. of Shares held in Dematerialised form	Total shareholding as a percentage of total shares		Shares pledged or otherwise encumbered	
					As a percentage of (A+B)	As a percentage of (A+B+C)	Number of shares	As a percentage
<b>A</b>	<b>Shareholding of Promoter and Promoter Group<sup>2</sup></b>							
<b>I</b>	<b>Indian</b>							
a	Individuals/ Hindu Undivided Family	1	999576	999576	24.7420	24.7420	0	.0000
b	Central Government/ State Government(s)	0	0	0	.0000	.0000	0	.0000
c	Bodies Corporate	0	0	0	.0000	.0000	0	.0000
d	Financial Institutions/ Banks	0	0	0	.0000	.0000	0	.0000
c	Any Other (Specify)	0	0	0	.0000	.0000	0	.0000
i	Trust	0	0	0	.0000	.0000	0	.0000
ii	Society	5	580522	580522	14.3694	14.3694	0	.0000
iii	Directors and their Relatives	6	1580098	1580098	39.1114	39.1114	0	.0000
	<b>Sub Total (A)(1) :</b>							
<b>2</b>	<b>Foreign</b>							
a	Individuals (Non Resident Indians / Foreign Individuals)	0	0	0	.0000	.0000	0	.0000
b	Bodies Corporate	0	0	0	.0000	.0000	0	.0000
c	Institutions	0	0	0	.0000	.0000	0	.0000
d	Any Other (Specify)	0	0	0	.0000	.0000	0	.0000
	<b>Sub Total (A)(2) :</b>							
	<b>Total Shareholding of Promoter and Promoter Group (A) = (A)(1) + (A)(2) :</b>	6	1580098	1580098	39.1114	39.1114	0	.0000
<b>B</b>	<b>Public Shareholdings<sup>3</sup></b>							
<b>I</b>	<b>Institutions</b>							
a	Mutual Funds/ UTI	0	0	0	.0000	.0000	0	.0000
b	Financial Institutions/ Banks	2	2100	2100	.0520	.0520	0	.0000
c	Central Government/ State Government(s)	0	0	0	.0000	.0000	0	.0000




## (1) (a) Statement Showing Shareholding Pattern

Name Of The Company: ALFA ICA INDIA LIMITED.

Quarter Ended 30-Jun-2014


Category Code	Category of Shareholders	Number of shareholders	Total no. of Shares	No. of Shares held in Dematerialised form	Total shareholding as a percentage of total shares		Shares pledged or otherwise encumbered
					As a percentage of (A+B)	As a percentage of (A+B+C)	
<b>B</b>	<b>Public Shareholding<sup>3</sup></b>						
<b>I</b>	<b>Institutions</b>						
<b>d</b>	Venture Capital Funds	0	0	0	.0000	.0000	
<b>e</b>	Insurance Companies	0	0	0	.0000	.0000	
<b>f</b>	Foreign Institutional Investors	0	0	0	.0000	.0000	
<b>g</b>	Foreign Venture Capital Investors	0	0	0	.0000	.0000	
<b>h</b>	Any Other (Specify)	0	0	0	.0000	.0000	
	<b>Sub Total (B)(1) :</b>	2	2100	2100	.0520	.0520	NA NA
<b>2</b>	<b>Non-Institutions</b>						
<b>a</b>	Bodies Corporate	24	409035	409035	10.1246	10.1246	
<b>b</b>	Individuals	5802	1065188	279668	26.3660	26.3660	
	<b>i</b> Individual Shareholders Holding Nominal Share Capital Upto Rs. 1 Lakh.	10	970976	970976	24.0341	24.0341	
	<b>ii</b> Individual Shareholders Holding Nominal Share Capital in excess of Rs. 1 Lakh.						
<b>c</b>	Any Other (Specify)	0	0	0	.0000	.0000	
	<b>i</b> Trust & Foundations	0	0	0	.0000	.0000	
	<b>ii</b> Cooperative Societies	21	12243	12243	.3030	.3030	
	<b>iii</b> Hindu Undivided Families	4	360	360	.0089	.0089	
	<b>iv</b> Non Resident Individual	0	0	0	.0000	.0000	
	<b>v</b> Foreign Companies	0	0	0	.0000	.0000	
	<b>vi</b> OCB	0	0	0	.0000	.0000	
	<b>Sub Total (B)(2) :</b>	5861	2457802	1672282	60.8366	60.8366	
	<b>Total Public Shareholding (B) = (B)(1) + (B)(2) :</b>	5863	2459902	1674382	60.8886	60.8886	
	<b>Total (A) + (B) :</b>	5869	4040000	3254480	100.0000	100.0000	
<b>C</b>	Shares held by Custodians and against which Depository Receipts have been Issued						
<b>1</b>	Promoter and Promoter Group	0	0	0	0	0	NA NA



(1) (a) Statement Showing Shareholding Pattern

Name Of The Company : ALFA ICA INDIA LIMITED.

		Quarter Ended 30-Jun-2014			
C	Shares held by Custodians and against which Depository Receipts have been issued	0	0	0	0
2	Public	5869	4040000	3254480	100.0000
<b>GRAND TOTAL (A) + (B) + (C)</b>					<b>100.0000</b>



UNIT : ALFA ICA INDIA LIMITED.

(1) (b) Statement showing shareholding of persons belonging to the category "Promoter and Promoter Group"

Sl No.	Name of the shareholder	Total shares held		Shares pledged or otherwise encumbered		Details of Warrants		Details of Convertible Securities held		Total shares (including underlying shares assuming full conversion of warrants and convertible securities) as a % of diluted share capital
		Number	As a % of grand total (A)+(B)+(C)	Number	As a percentage	Number of Warrants	As a % of total number of warrants of the same class	Number of convertible securities held	As a % of total number of convertible securities of the same class	
1	RAJENDRA TIKMANI	999576	24.7420	0	.0000	NII	NII	NII	NII	NII
2	RAJENDRA TIKMANI	234422	5.8025	0	.0000	NII	NII	NII	NII	NII
3	RUSHI TIKMANI	208800	5.1683	0	.0000	NII	NII	NII	NII	NII
4	VIMALADEVI R. TIKMANI	58000	1.4356	0	.0000	NII	NII	NII	NII	NII
5	POOJA TIKMANI	40000	.9901	0	.0000	NII	NII	NII	NII	NII
6	SAVITA GUPTA	39300	.9728	0	.0000	NII	NII	NII	NII	NII
	<b>TOTAL</b>	1580098	39.1113	0	.0000	NII	NII	NII	NII	NII



UNIT : ALFA ICA INDIA LIMITED.  
 (D) (e)(i) Statement showing shareholding of persons belonging to the category "Public" and holding more than 1 % of the total number of shares.


Sl No.	Name of the shareholder	Number of Shares	Shares as a percentage of total number of shares (i.e., Grand Total (A)+(B)+(C) indicated in Statement at para (D)(c) above)	Details of Warrants		Details of Convertible Securities held		Total shares (including underlying shares assuming full conversion of warrants and convertible securities) as a % of diluted share capital
				Number of Warrants	As a % of total number of warrants of the same class	Number of convertible securities held	As a % of total number of convertible securities of the same class	
1	HARESH MERTA	252400	6.2475	Nil	Nil	Nil	Nil	Nil
2	VASANT RANA	210000	5.6931	Nil	Nil	Nil	Nil	Nil
3	ANKIT FINANCIAL SERVICES LTD	200000	4.9505	Nil	Nil	Nil	Nil	Nil
4	INDU BHANDARI	200000	4.9505	Nil	Nil	Nil	Nil	Nil
5	KARISHMA FINVEST PVT LTD	199600	4.9406	Nil	Nil	Nil	Nil	Nil
6	PARMESHWAR LAL JANGID	100000	2.4752	Nil	Nil	Nil	Nil	Nil
7	SAROSH JUGAL MAHESHWARI	51500	1.2748	Nil	Nil	Nil	Nil	Nil
8	GUNJAN GUPTA	40500	1.0025	Nil	Nil	Nil	Nil	Nil
	TOTAL	1274000	31.5347	Nil	Nil	Nil	Nil	Nil



UNIT : ALFA ICA INDIA LIMITED.

(1) (c)(ii) Statement showing shareholding of securities (including shares, warrants, convertible securities) of persons (together with PAC) belonging to the category "Public" and holding more than 5% of the total number of shares of the company.

Slr No.	Name of the shareholder and the Persons Acting In Concert (PAC) with them	Number of Shares	Shares as a percentage of total number of shares (i.e., Grand Total (A)+(B)+(C) indicated in Statement at para (i)(a) above )	Details of Warrants		Details of Convertible Securities held		Total shares (including underlying shares assuming full conversion of warrants and convertible securities) as a % of diluted share capital
				Number of Warrants	As a % of Total number of warrants of the same class	Number of convertible Securities held	% w.r.t total number of convertible securities of the same class	
1	HARESH MEHTA	252400	6.2475	Nil	Nil	Nil	Nil	Nil
2	VASANT RANA	230000	5.6931	Nil	Nil	Nil	Nil	Nil
	TOTAL	482400	11.9406	Nil	Nil	Nil	Nil	Nil



UNIT : ALFA ICA INDIA LIMITED.

(f) (d) Statement showing details of locked-in shares.

Srl No.	Name of the shareholder	Category	Number of Shares Locked-in	Locked-in Shares as a percentage of total number of shares (i.e., Grand Total (A)+(B)+(C) indicated in Statement at para (f)(a) above }
1			Nil	Nil
	TOTAL		Nil	Nil





UNIT : ALFA ICA INDIA LIMITED.

(U) (a) Statement showing details of Depository Receipts (DRs).

Sr No.	Type of outstanding DR (ADRs,GDRs, SDRs,etc.)	Number of outstanding DRs	Number of shares underlying outstanding DRs	Shares underlying outstanding DRs as a percentage of total number of shares (i.e Grand Total (A)+(B)+(C) indicated in statement at para (U)(a) above)
1	Nil	Nil	Nil	Nil
TOTAL				
		Nil	Nil	Nil

(U) (b) Statement showing details of Depository Receipts (DRs), where underlying shares held by 'promoter/promoter group' are in excess of 1% of the total number of shares.

Sr No.	Name of the DR Holder	Type of outstanding DRs (ADRs,GDRs, SDRs etc.)	Number of shares underlying outstanding DRs	Shares underlying outstanding DRs as a percentage of total number of shares (i.e Grand Total (A)+(B)+(C) indicated in statement at para (U)(b) above)
1	Nil	Nil	Nil	Nil
TOTAL				
		Nil	Nil	Nil



UNIT : ALFA ICA INDIA LIMITED.  
 (III) (a) Statement showing the voting pattern of shareholders, if more than one class of shares/securities is issued by the issuer.

Srl No.	Category of shareholder	Number of Voting Rights held in each class of securities			Total Voting Rights (III+IV+V)	As a % of (A+B)	As a % of (A+B+C)
		Class X	Class Y	Class Z			
	NA	NA	NA	NA	NA	NA	

